



# SUA-110M13Ax-xx-S175

Shell Material :		鍍層厚度 :	
Blank : Brass		Blank : 1u"	
I : SPCC		2 : 15u"	
	COLOR :	3 : 30u"	
	Black : B		
	White : W		

## SPECIFICATIONS

### Electrical:

- 1.Current Rating: 1.5A / contact terminal
- 2.Voltage Rating: 30V DC
- 3.Contact Resistance: 30 mΩ Max
- 4.Dielectric Withstanding Voltage:  
500 V AC AT Sec Level
- 5.Insulation Resistance: 1,000 MΩ Min

### Mechanical:

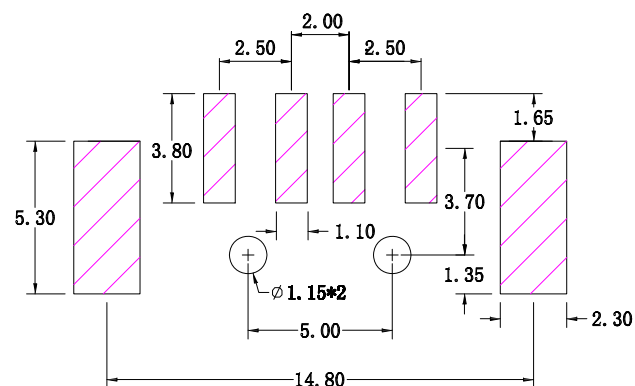
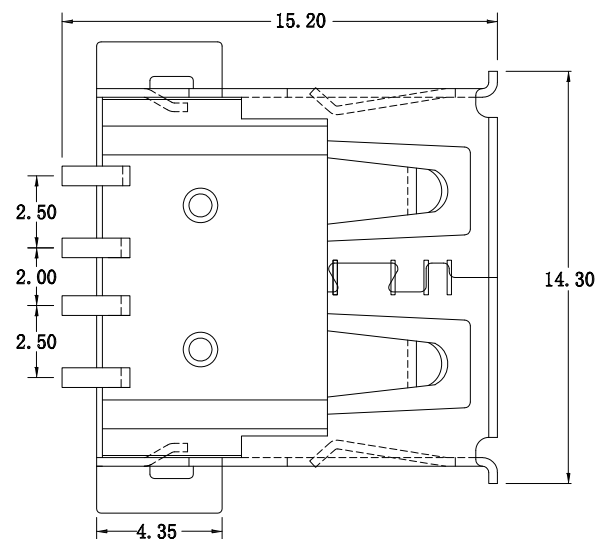
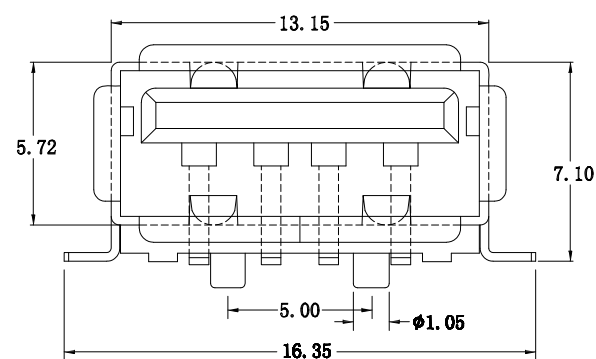
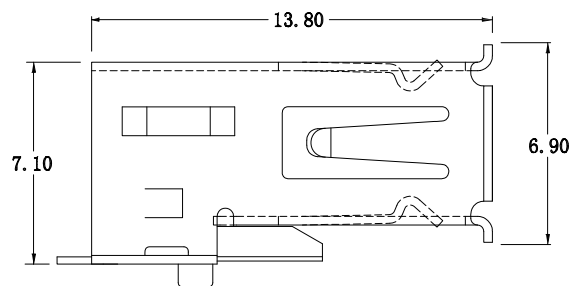
- 1.Connector Mate and Unmate Force  
Mate force: 3.57 kgf (Max)  
Unmate force: 1.02 kgf (Min)
- 2.Terminal Retention: 1.2 kgf (Min)

### Material:

- 1.Housing: LCP
- 2.Contact: BRASS
- 3.Shell: BRASS / SPCC

### Finish:

- 1.Contact: Plated Gold in Mating Area ;  
Tin Plated on Solder Balls ;  
Nickel under plated overall
- 2.Shell: Nickel under Plated surface layer



PCB LAYOUT MOUNTING PATTERN



TOLERANCE UNLESS OTHERWISE STATED :  
Up to 5 ±0.2  
Above 5 ~ 15 ±0.3  
Above 15 ~ 30 ±0.4  
Above 30 ~ 50 ±0.5  
Angle ±0.3

3RD. ANGEL'S



UNITS MM

DRAWN BY:	DATE	MAT'L	TITLE	CONNECTOR
Jack Lu	03/02/18			
CHECKED BY:	DATE	FINISH	MODLE	USB AF 90度 SMT 方耳柱 1.05無後蓋 柱距 5.0
Jacky Chen	03/02/18			
APPROVED BY:	DATE	SCALE	DWG NO.	SUA-110M13Ax-xx-S175
Tony Kao	03/02/18	1 : 1	PART NO.	SUA-110M13Ax-xx-S175
		SHEET NO.	1 of 1	SIZE A4
				VER R2

2	新增鍍層厚度選項	Jack	030218
1	更新尺寸及新增外殼材質選項	Jack	082217
ITEM NO.	DESCRIPTION	DRAWN	DATE